



Ø 22,5mm

**Program B3**

Push Buttons
EMERGENCY STOP Buttons
Key Operated Rotary Switches

328

329

330

331



Rotary Knobs and Swing Knobs
Illuminated Rotary Knobs and Swing Knobs
Illuminated Push Buttons

331

332

332



Double Push Buttons
Lens Caps
Monoblock-Multi-LEDs

332

333

333



Push Button-Sets
Illuminated Push Button-Sets
Pilot Lights-Sets

334

334

335



Connectors
Insert Actuator
Contact Blocks and Lamp Holders

336

336

336



Lamps, LED Lamps
Accessories
Label Holder, Legend Plates, Actuator Caps

337

337

338



Ø 30,5mm

Program B5

340



Push Buttons
Rotary Knobs and Swing Knobs

341

342



Key Operated Rotary Switches
Illuminated Push Buttons
Lens Caps

343

343

343



Connectors
Contact Blocks and Lamp Holders
Lamps, Accessories

344

344

345



Units for Surface Mounting
Assembled Units IP65

347

347



Enclosures BG.
Contact Blocks and Lamp Holders
for Enclosures BG..

348

348

348



Push Buttons for Enclosures
Extensions for Push Buttons

349


349



Technical Data
Approvals
Dimensions

350

351

Actuators and Lens Caps 22mm IP67 (IP65),  Type 12

Push Buttons




EMERGENCY STOP Buttons



Illuminated Operators



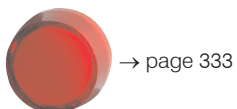
Double Push Buttons with Indicator Lamp, IP65



Lens Caps

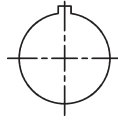


Mono Block Multi Chip LED IP65, IEC 60947, EN 60947

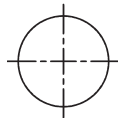


Mounting hole
Ø 22,5mm

with key way



without key way





Connectors



or



Contacts
Lamp Holders



Wrech for Actuators
Lens Caps and
Mono Block Multi Chip LED
J7049



Actuators 22mm IP67, Type 12

Ring



Colour Symbol

Alu

Black

Chrome

Pack pcs. Weight kg/pc.

Push Buttons, Actuator Caps markable see page 337



| | | | | | | |
|--------|----|-----------|------------|------------|----|-------|
| red | | B3D RT | BS3D RT | BC3D RT | 10 | 0,014 |
| red | 0 | B3D RT-0 | BS3D RT-0 | BC3D RT-0 | 10 | 0,014 |
| green | | B3D GN | BS3D GN | BC3D GN | 10 | 0,014 |
| grün | I | B3D GN-I | BS3D GN-I | BC3D GN-I | 10 | 0,014 |
| grün | II | B3D GN-II | BS3D GN-II | BC3D GN-II | 10 | 0,014 |
| grün | → | B3D GN-PF | BS3D GN-PF | BC3D GN-PF | 10 | 0,014 |
| yellow | | B3D GE | BS3D GE | BC3D GE | 10 | 0,014 |
| blue | | B3D BL | BS3D BL | BC3D BL | 10 | 0,014 |
| white | | B3D WS | BS3D WS | BC3D WS | 10 | 0,014 |
| black | | B3D SW | BS3D SW | BC3D SW | 10 | 0,014 |
| black | → | B3D SW-PF | BS3D SW-PF | BC3D SW-PF | 10 | 0,014 |

Push Buttons, Maintained, Actuator Caps markable see page 339



| | | | | | | |
|--------|--|---------|----------|----------|----|-------|
| red | | B3DR RT | BS3DR RT | BC3DR RT | 10 | 0,014 |
| green | | B3DR GN | BS3DR GN | BC3DR GN | 10 | 0,014 |
| yellow | | B3DR GE | BS3DR GE | BC3DR GE | 10 | 0,014 |
| blue | | B3DR BL | BS3DR BL | BC3DR BL | 10 | 0,014 |
| white | | B3DR WS | BS3DR WS | BC3DR WS | 10 | 0,014 |
| black | | B3DR SW | BS3DR SW | BC3DR SW | 10 | 0,014 |

Mushroom Head Ø28mm




| | | | | | | |
|--------|---|-----------|------------|------------|----|-------|
| red | | B3P1 RT | BS3P1 RT | BC3P1 RT | 10 | 0,017 |
| red | 0 | B3P1 RT-0 | BS3P1 RT-0 | BC3P1 RT-0 | 10 | 0,017 |
| green | | B3P1 GN | BS3P1 GN | BC3P1 GN | 10 | 0,017 |
| yellow | | B3P1 GE | BS3P1 GE | BC3P1 GE | 10 | 0,017 |
| blue | | B3P1 BL | BS3P1 BL | BC3P1 BL | 10 | 0,017 |
| black | | B3P1 SW | BS3P1 SW | BC3P1 SW | 10 | 0,017 |

Mushroom Head Ø40mm



| | | | | | | |
|-----|---|------------|-------------|-------------|----|-------|
| red | 0 | B3P14 RT-0 | BS3P14 RT-0 | BC3P14 RT-0 | 10 | 0,020 |
|-----|---|------------|-------------|-------------|----|-------|

Mushroom Head Ø40mm






| | | | | | | |
|-----|--|------------|------------|------------|----|-------|
| red | | BS3P44T RT | BS3P44T RT | BS3P44T RT | 10 | 0,028 |
|-----|--|------------|------------|------------|----|-------|

Foot and Palm switch Ø70mm



| | | | | | | |
|------|--|------------|------------|------------|---|-------|
| red | | BS3P14P RT | BS3P14P RT | BS3P14P RT | 1 | 0,062 |
| grey | | BS3P14P GR | BS3P14P GR | BS3P14P GR | 1 | 0,062 |

Actuators 22mm IP67, Type 12

| Ring | Colour | Symbol/ high |  Alu |  Black |  Chrome | Pack pcs. | Weight kg/pc |
|------|--------|-----------------|---|---|--|--------------|-----------------|
|------|--------|-----------------|---|---|--|--------------|-----------------|

EMERGENCY STOP Push Buttons, according to EN ISO 13850, push to trip, pull to release Ø40mm



| | | | | | | |
|-----|------|-----------|-----------|-----------|----|-------|
| red | 30mm | BS3P44 RT | BS3P44 RT | BS3P44 RT | 10 | 0,028 |
| red | 38mm | BS3P45 RT | BS3P45 RT | BS3P45 RT | 10 | 0,028 |

EMERGENCY STOP Push Buttons, according to EN ISO 13850, release by key, Ø40mm



| | | | | | | |
|-----------|-----------------|----------|----------|----------|---|-------|
| red | 38mm | BS3P44S3 | BS3P44S3 | BS3P44S3 | 1 | 0,050 |
| Spare Key | lock Ronis R455 | | | B4-R455 | 1 | 0,007 |

EMERGENCY STOP Push Buttons, release by turning, Ø28mm



| | | | | | | |
|-----|---|-----------------------------|------------------------------|------------------------------|----|-------|
| red | | B3P3 RT | BS3P3 RT | BC3P3 RT | 10 | 0,017 |
| red | 0 | B3P3 RT-0 | BS3P3 RT-0 | BC3P3 RT-0 | 10 | 0,017 |
| red | 0 | B3P3 RT-0-RGE ²⁾ | BS3P3 RT-0-RGE ²⁾ | BC3P3 RT-0-RGE ²⁾ | 10 | 0,017 |

EMERGENCY STOP Push Buttons, release by turning, Ø40mm



| | | | | | | |
|--------------------|--------|-------------|--------------|--------------|----|-------|
| red | 0 | B3P34 RT-0 | BS3P34 RT-0 | BC3P34 RT-0 | 10 | 0,020 |
| red | Pfeile | B3P34 RT-PF | BS3P34 RT-PF | BC3P34 RT-PF | 10 | 0,020 |
| red illuminated | | B3P34L RT | BS3P34L RT | BC3P34L RT | 10 | 0,020 |

EMERGENCY STOP Push Buttons, release by turning, Ø70mm



| | | | | | | |
|-----|--|------------|------------|------------|---|-------|
| red | | BS3P34P RT | BS3P34P RT | BS3P34P RT | 1 | 0,062 |
|-----|--|------------|------------|------------|---|-------|

Yellow Disk Ø70mm, Thickness 1mm ¹⁾



| | | | | |
|---|--|------------|---|-------|
| neutral | | B3-7603 | 1 | 0,004 |
| with marking NOT-HALT-symbol | | B3-7603-S | 1 | 0,004 |
| with marking NOT-AUS | | B3-7603-1 | 1 | 0,004 |
| with marking EMERGENCY STOP | | B3-7603-2 | 1 | 0,004 |
| 2-side markings: NOT-AUS / EMERGENCY STOP | | B3-7603-12 | 1 | 0,004 |
| 2-side markings: ARRET D`URGENCE / NØDSTOP | | B3-7603-34 | 1 | 0,004 |
| 2-side markings: ARRET D`URGENCE / NOODSTOP | | B3-7603-35 | 1 | 0,004 |

Protection cover against unintentional manipulation, Thickness 1mm



| | | | | |
|----------------------------------|--------|----------|---|------|
| for Push Buttons Ø28mm and Ø40mm | yellow | B3-SK GE | 1 | 0,04 |
|----------------------------------|--------|----------|---|------|

Sealing cap

| | | | | |
|--|-------------|----------|---|------|
| for Push Buttons BS3P45RT and BS3P44S3 | transparent | B3-PH GE | 1 | 0,03 |
|--|-------------|----------|---|------|

1) Not for enclosure BG.. 2) Front ring yellow

Actuators 22mm Type 12

Ring

| Knob | Alu | Black | Chrome | Pack pcs. | Weight kg/pc. |
|---|-----|-------|--------|-----------|---------------|
|  | | | | | |
|  | | | | | |
|  | | | | | |











Rotary Knobs and Swing Knobs, black IP65



Rotary



Swing

| maintained 60° | | | | | | |
|---|--------|--------|---------|---------|----|-------|
|  | Rotary | B3KN2 | BS3KN2 | BC3KN2 | 10 | 0,020 |
| | Swing | B3KRN2 | BS3KRN2 | BC3KRN2 | 10 | 0,020 |
| maintained 60° | | | | | | |
|  | Rotary | B3KN29 | BS3KN29 | BC3KN29 | 10 | 0,020 |
| spring return 60° | | | | | | |
|  | Rotary | B3KN8 | BS3KN8 | BC3KN8 | 10 | 0,020 |
| | Swing | B3KRN8 | BS3KRN8 | BC3KRN8 | 10 | 0,020 |
| spring return 60° | | | | | | |
|  | Rotary | B3KN1 | BS3KN1 | BC3KN1 | 10 | 0,020 |
| | Swing | B3KRN1 | BS3KRN1 | BC3KRN1 | 10 | 0,020 |
| maintained 60° | | | | | | |
|  | Rotary | B3KN3 | BS3KN3 | BC3KN3 | 10 | 0,020 |
| | Swing | B3KRN3 | BS3KRN3 | BC3KRN3 | 10 | 0,020 |
| maintained/spring return 60° | | | | | | |
|  | Rotary | B3KN6 | BS3KN6 | BC3KN6 | 10 | 0,020 |
| spring return/maintained 60° | | | | | | |
|  | Rotary | B3KN7 | BS3KN7 | BC3KN7 | 10 | 0,020 |
| maintained 120° | | | | | | |
|  | Rotary | B3KN9 | BS3KN9 | BC3KN9 | 10 | 0,020 |
| maintained 90° according to EN81 | | | | | | |
|  | Rotary | B3KN10 | BS3KN10 | BC3KN10 | 10 | 0,020 |
| maintained 90° | | | | | | |
|  | Rotary | B3KN11 | BS3KN11 | BC3KN11 | 10 | 0,020 |

Illuminated Rotary Knobs and Swing Knobs, clear IP67, lamp max. 1,2W, lamps see page 339



Rotary



Swing

Toggle IP65



| maintained 90° | | | | | | |
|---|--------|--------|---------|---------|----|-------|
|  | Rotary | B3KL2 | BS3KL2 | BC3KL2 | 10 | 0,016 |
| spring return 60° | | | | | | |
|  | Rotary | B3KL1 | BS3KL1 | BC3KL1 | 10 | 0,016 |
| | Swing | B3KRL1 | BS3KRL1 | BC3KRL1 | 10 | 0,016 |
| maintained 60° | | | | | | |
|  | Rotary | B3KL3 | BS3KL3 | BC3KL3 | 10 | 0,016 |
| | Swing | B3KRL3 | BS3KRL3 | BC3KRL3 | 10 | 0,016 |
| maintained/spring return 60° | | | | | | |
|  | Rotary | B3KL6 | BS3KL6 | BC3KL6 | 10 | 0,016 |
|  | | B3E | BS3E | BC3E | 10 | 0,017 |

Actuators 22mm IP65, Type 12

Ring

Key
removeable in



Alu



Black



Chrome

Pack
pcs.

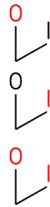
Weight
kg/pc.

Key Operated Rotary Switches with lock Ronis 455



B3SAR 0

maintained 60°



B3SAR 0

BS3SAR 0

BC3SAR 0

1

0,044

B3SAR 1

BS3SAR 1

BC3SAR 1

1

0,044

B3SAR 01

BS3SAR 01

BC3SAR 01

1

0,044

spring return 60°



B3SAT 0

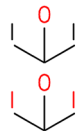
BS3SAT 0

BC3SAT 0

1

0,044

maintained 60°



B3SARR 0

BS3SARR 0

BC3SARR 0

1

0,044

B3SARR 102

BS3SARR 102

BC3SARR 102

1

0,044

spring return/maintained 60°



B3SATR 02

BS3SATR 02

BC3SATR 02

1

0,044

spring return 60°



B3SATT 0

BS3SATT 0

BC3SATT 0

1

0,044

Spare Key lock Ronis R455

B4-R455

1

0,007



B3SARR 0

Colour Symbol

Pack
pcs.

Weight
kg/pc.

Illuminated Push Buttons IP67, lamp max. 1,9W, lamps see page 339



red

B3DL RT

BS3DL RT

BC3DL RT

10

0,014

green

B3DL GN

BS3DL GN

BC3DL GN

10

0,014

yellow

B3DL GE

BS3DL GE

BC3DL GE

10

0,014

blue

B3DL BL

BS3DL BL

BC3DL BL

10

0,014

white

B3DL WS

BS3DL WS

BC3DL WS

10

0,014

Illuminated Push Buttons, Maintained IP67, lamp max. 1,9W, lamps see page 339



red

B3DLR RT

BS3DLR RT

BC3DLR RT

10

0,014

green

B3DLR GN

BS3DLR GN

BC3DLR GN

10

0,014

yellow

B3DLR GE

BS3DLR GE

BC3DLR GE

10

0,014

blue

B3DLR BL

BS3DLR BL

BC3DLR BL

10

0,014

white

B3DLR WS

BS3DLR WS

BC3DLR WS

10

0,014

Double Push Buttons, with indicator lamp white, lamp max. 1,9W, lamps see page 339



green

B3DT G/R ¹⁾

BS3DT G/R

BC3DT G/R

10

0,016

red

white

B3DT W/S ¹⁾

BS3DT W/S

BC3DT W/S

10

0,016

black

green

I

B3DT GI/RO ¹⁾

BS3DT GI/RO

BC3DT GI/RO

10

0,016

red

0

white

I

B3DT WI/SO ¹⁾

BS3DT WI/SO

BC3DT WI/SO

10

0,016

black

0

with non-standard marking on request

1) Plastic ring in alu design.

Lens Caps 22mm Type 12

suitable for Alu, Black and Chrome

| Colour | Type | Pack pcs. | Weight kg/pc. |
|--------|------|-----------|---------------|
|--------|------|-----------|---------------|

Lens Caps IP67 with fresnel lens, lamp max. 1,9W, lamps see page 339, laser marking on request



| | | | |
|--------|--------|----|-------|
| red | B3R RT | 10 | 0,009 |
| green | B3R GN | 10 | 0,009 |
| yellow | B3R GE | 10 | 0,009 |
| blue | B3R BL | 10 | 0,009 |
| clear | B3R KL | 10 | 0,009 |
| white | B3R WS | 10 | 0,009 |

Lens Caps Low IP67 with fresnel lens, lamp max. 1,9W, lamps see page 339, laser marking on request



| | | | |
|--------|---------|----|-------|
| red | B3RN RT | 10 | 0,008 |
| green | B3RN GN | 10 | 0,008 |
| yellow | B3RN GE | 10 | 0,008 |
| blue | B3RN BL | 10 | 0,008 |
| clear | B3RN KL | 10 | 0,008 |
| white | B3RN WS | 10 | 0,008 |

Lens Caps IP67, lamp max. 1,9W, lamps see page 337, laser marking on request



| | | | |
|--------|---------|----|-------|
| red | B3RF RT | 10 | 0,009 |
| green | B3RF GN | 10 | 0,009 |
| yellow | B3RF GE | 10 | 0,009 |
| blue | B3RF BL | 10 | 0,009 |
| white | B3RF WS | 10 | 0,009 |

| Colour | Voltage | Power VA | W | Type | Pack pcs. | Weight kg/pc |
|--------|---------|----------|---|------|-----------|--------------|
|--------|---------|----------|---|------|-----------|--------------|


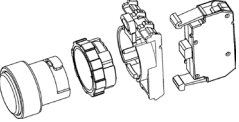


Monoblock LEDs IP65, IEC 60947, EN 60947 (6 years middle lifetime) ¹⁾



| | | | | | | |
|--------|---------------------|-----|-----|--------------|----|-------|
| red | 20-30V AC/DC | 0,4 | 0,4 | B3-MB24 RTB | 10 | 0,022 |
| green | 20-30V AC/DC | 0,4 | 0,4 | B3-MB24 GNB | 10 | 0,022 |
| yellow | 20-30V AC/DC | 0,4 | 0,4 | B3-MB24 GEB | 10 | 0,022 |
| blue | 20-30V AC/DC | 0,4 | 0,4 | B3-MB24 BLB | 10 | 0,022 |
| white | 20-30V AC/DC | 0,4 | 0,4 | B3-MB24 WSB | 10 | 0,022 |
| red | 110-130V AC 110V DC | 1,2 | 1,2 | B3-MB110 RTB | 10 | 0,022 |
| green | 110-130V AC 110V DC | 1,2 | 1,2 | B3-MB110 GNB | 10 | 0,022 |
| yellow | 110-130V AC 110V DC | 1,2 | 1,2 | B3-MB110 GEB | 10 | 0,022 |
| blue | 110-130V AC 110V DC | 1,2 | 1,2 | B3-MB110 BLB | 10 | 0,022 |
| white | 110-130V AC 110V DC | 1,2 | 1,2 | B3-MB110 WSB | 10 | 0,022 |
| red | 170-250V AC | 4,0 | 1,0 | B3-MB230 RTB | 10 | 0,022 |
| green | 170-250V AC | 4,0 | 1,0 | B3-MB230 GNB | 10 | 0,022 |
| yellow | 170-250V AC | 4,0 | 1,0 | B3-MB230 GEB | 10 | 0,022 |
| blue | 170-250V AC | 4,0 | 1,0 | B3-MB230 BLB | 10 | 0,022 |
| white | 170-250V AC | 4,0 | 1,0 | B3-MB230 WSB | 10 | 0,022 |
| red | 400V AC | | 0,5 | B3-MB400 RTB | 10 | 0,022 |
| green | 400V AC | | 0,5 | B3-MB400 GNB | 10 | 0,022 |
| yellow | 400V AC | | 0,5 | B3-MB400 GEB | 10 | 0,022 |
| blue | 400V AC | | 0,5 | B3-MB400 BLB | 10 | 0,022 |
| white | 400V AC | | 0,5 | B3-MB400 WSB | 10 | 0,022 |

1) Ambient temperatures on request.


Push Button 22mm-Sets, with Contact Block and Connector

| Actuator Colour | Symbol | with | Type | Pack pcs. | Weight kg/pc. | |
|--|--------|---|-----------------|--------------|---------------|-------|
| Push Buttons, IP67 | | | | | | |
|  | black | +connector +1NO | BS3D SW/10 | 1 | 0,037 | |
| | green | +connector +1NO | BS3D GN/10 | 1 | | |
| | yellow | +connector +1NO | BS3D GE/10 | 1 | 0,037 | |
|  | blue | +connector +1NO | BS3D BL/10 | 1 | 0,037 | |
| | red | +connector +1NC | BS3D RT/01 | 1 | | |
| | green |  | +connector +1NO | BS3D GN-I/10 | 1 | 0,037 |
| | red |  | +connector +1NC | BS3D RT-0/01 | 1 | 0,037 |






Double Push Buttons, IP65

| | | | | | |
|--|------------|----------------------|--------------|---|-------|
|  | green/ red | +connector +1NO +1NC | BS3DT G/R/11 | 1 | 0,049 |
|--|------------|----------------------|--------------|---|-------|








EMERGENCY STOP Push Buttons, IP67 Ø40mm

| | | | | | |
|---|-----------------------------------|----------------------|----------------|---|-------|
|  | pull to release acc. EN ISO 13850 | +connector +1NO +1NC | BS3P44 RT/11 | 1 | 0,061 |
| | key release acc. EN ISO 13850 | +connector +1NO +1NC | BS3P44S3 RT/11 | 1 | 0,083 |
| | twist release | +connector +1NO +1NC | BS3P34 RT-0/11 | 1 | 0,053 |

Rotary Knobs, IP65

| | | | | | |
|--|---|----------------------|-----------|---|-------|
|  |  | +connector +1NO | BS3KN2/10 | 1 | 0,043 |
| |  | +connector +1NO +1NC | BS3KN2/11 | 1 | 0,053 |
| |  | +connector +2NO | BS3KN3/20 | 1 | 0,053 |
| |  | +connector +2NO | BS3KN1/20 | 1 | 0,053 |

Key Operated Rotary Switch with lock Ronis 455, IP65

| | | | | | | |
|--|---|---------------------------------|-----------------|----------------|---|-------|
|  |  | key removeable in 0-position | +connector +1NO | BS3SAR 0/10 | 1 | 0,057 |
| |  | key removeable in all positions | +connector +1NO | BS3SAR 01/10 | 1 | 0,057 |
| |  | key removeable in 0-position | +connector +1NO | BS3SAT 0/10 | 1 | 0,057 |
|  |  | key removeable in all positions | +connector +2NO | BS3SARR 102/20 | 1 | 0,067 |
| |  | key removeable in 0-position | +connector +2NO | BS3SARR 0/20 | 1 | 0,067 |

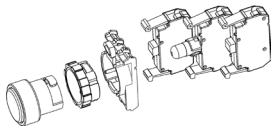
Illuminated Push Button 22mm-Sets, with Contact Block, Connector and LED

| Actuator Colour | with | LED | Type | Pack pcs. | Weight kg/pc. |
|-----------------|------|-----|------|-----------|---------------|
|-----------------|------|-----|------|-----------|---------------|

Illuminated Push Buttons, IP67



| | | | | | |
|--------|---------------------------|--------------|-----------------|---|-------|
| white | +connector +1NO +1NC +LED | 20-30V AC/DC | BS3DL WS/11/L24 | 1 | 0,054 |
| green | +connector +1NO +1NC +LED | 20-30V AC/DC | BS3DL GN/11/L24 | 1 | 0,054 |
| red | +connector +1NO +1NC +LED | 20-30V AC/DC | BS3DL RT/11/L24 | 1 | 0,054 |
| yellow | +connector +1NO +1NC +LED | 20-30V AC/DC | BS3DL GE/11/L24 | 1 | 0,054 |
| blue | +connector +1NO +1NC +LED | 20-30V AC/DC | BS3DL BL/11/L24 | 1 | 0,054 |



| | | | | | |
|--------|---------------------------|---------------|------------------|---|-------|
| white | +connector +1NO +1NC +LED | 90-120V AC/DC | BS3DL WS/11/L110 | 1 | 0,054 |
| green | +connector +1NO +1NC +LED | 90-120V AC/DC | BS3DL GN/11/L110 | 1 | 0,054 |
| red | +connector +1NO +1NC +LED | 90-120V AC/DC | BS3DL RT/11/L110 | 1 | 0,054 |
| yellow | +connector +1NO +1NC +LED | 90-120V AC/DC | BS3DL GE/11/L110 | 1 | 0,054 |
| blue | +connector +1NO +1NC +LED | 90-120V AC/DC | BS3DL BL/11/L110 | 1 | 0,054 |

| | | | | | |
|--------|---------------------------|----------------|------------------|---|-------|
| white | +connector +1NO +1NC +LED | 200-250V AC/DC | BS3DL WS/11/L230 | 1 | 0,054 |
| green | +connector +1NO +1NC +LED | 200-250V AC/DC | BS3DL GN/11/L230 | 1 | 0,054 |
| red | +connector +1NO +1NC +LED | 200-250V AC/DC | BS3DL RT/11/L230 | 1 | 0,054 |
| yellow | +connector +1NO +1NC +LED | 200-250V AC/DC | BS3DL GE/11/L230 | 1 | 0,054 |
| blue | +connector +1NO +1NC +LED | 200-250V AC/DC | BS3DL BL/11/L230 | 1 | 0,054 |

Double Push Buttons with Pilot Light, IP65



| | | | | | |
|------------|---------------------------|----------------|-------------------|---|-------|
| green/ red | +connector +1NO +1NC +LED | 20-30V AC/DC | BS3DT G/R/11/L24 | 1 | 0,066 |
| green/ red | +connector +1NO +1NC +LED | 90-120V AC/DC | BS3DT G/R/11/L110 | 1 | 0,066 |
| green/ red | +connector +1NO +1NC +LED | 200-250V AC/DC | BS3DT G/R/11/L230 | 1 | 0,066 |

Pilot Lights, IP67 with socket BA9S (without lamp)



| | | | | | |
|--------|-------------------------|---|----------|---|-------|
| white | +connector +socket BA9S | - | B3R WS/0 | 1 | 0,037 |
| green | +connector +socket BA9S | - | B3R GN/0 | 1 | 0,037 |
| red | +connector +socket BA9S | - | B3R RT/0 | 1 | 0,037 |
| yellow | +connector +socket BA9S | - | B3R GE/0 | 1 | 0,037 |

Pilot Lights with LEDs, IP67



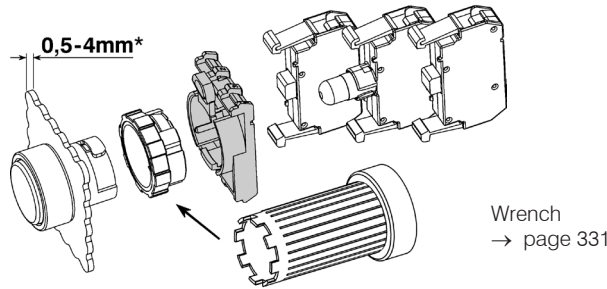
| | | | | | |
|--------|-------------------------|--------------|------------|---|-------|
| white | +connector +socket BA9S | 20-30V AC/DC | B3R WS/L24 | 1 | 0,042 |
| green | +connector +socket BA9S | 20-30V AC/DC | B3R GN/L24 | 1 | 0,042 |
| red | +connector +socket BA9S | 20-30V AC/DC | B3R RT/L24 | 1 | 0,042 |
| yellow | +connector +socket BA9S | 20-30V AC/DC | B3R GE/L24 | 1 | 0,042 |

| | | | | | |
|--------|-------------------------|---------------|-------------|---|-------|
| white | +connector +socket BA9S | 90-120V AC/DC | B3R WS/L110 | 1 | 0,042 |
| green | +connector +socket BA9S | 90-120V AC/DC | B3R GN/L110 | 1 | 0,042 |
| red | +connector +socket BA9S | 90-120V AC/DC | B3R RT/L110 | 1 | 0,042 |
| yellow | +connector +socket BA9S | 90-120V AC/DC | B3R GE/L110 | 1 | 0,042 |

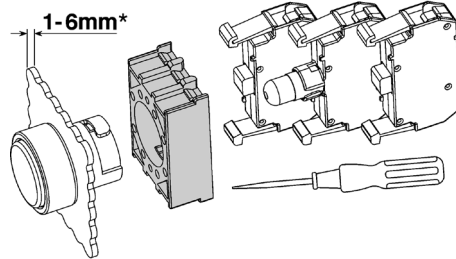
| | | | | | |
|--------|-------------------------|----------------|-------------|---|-------|
| white | +connector +socket BA9S | 200-250V AC/DC | B3R WS/L230 | 1 | 0,042 |
| green | +connector +socket BA9S | 200-250V AC/DC | B3R GN/L230 | 1 | 0,042 |
| red | +connector +socket BA9S | 200-250V AC/DC | B3R RT/L230 | 1 | 0,042 |
| yellow | +connector +socket BA9S | 200-250V AC/DC | B3R GE/L230 | 1 | 0,042 |

Connectors

| Specification | Description | Type | Pack pcs. | Weight kg/pc. |
|---------------|-------------|------|-----------|---------------|
| Connector B3S | | B3S | 10 | 0,013 |



| | | | | |
|---------------|--|-----|----|-------|
| Connector B3M | | B3M | 10 | 0,013 |
|---------------|--|-----|----|-------|



*) inclusive Thickness from Label Holder and Yellow Disk

Contact Blocks and Lamp Holders for Panel Mounting


| for voltage | Description | Type | Pack pcs. | Weight kg/pc. |
|-------------|-------------|------|-----------|---------------|
|-------------|-------------|------|-----------|---------------|

Contact blocks, screw terminals




| | | | | | | |
|--------------|--------------------|--|--|---------------------|----|-------|
| max. 690V AC | 1 NC ¹⁾ | | | B3T01 ²⁾ | 10 | 0,010 |
| max. 690V AC | 1 NO ¹⁾ | | | B3T10 ²⁾ | 10 | 0,010 |

Contact blocks, RAST 5 terminals (note coding)



| | | | | | | |
|------------|------|--|--|--------|----|-------|
| max. 690V~ | 1 NC | | | B3RT01 | 10 | 0,010 |
| max. 690V~ | 1 NO | | | B3RT10 | 10 | 0,010 |



| | | | | | | |
|-----------------|-------------------------------------|--|--|------|----|-------|
| Actuator insert | to actuate the center contact block | | | P642 | 10 | 0,001 |
|-----------------|-------------------------------------|--|--|------|----|-------|

Lamp holders, socket BA9s



| | | | | | | |
|-----------------|---|--|--|-----|----|-------|
| max. 440V AC/DC | direct connection, for lamps max. 1,9W (active power consumption) | | | B3F | 10 | 0,012 |
|-----------------|---|--|--|-----|----|-------|

Lamp holders for lamp test circuits, socket BA9s



| | | | | | | |
|--------------|---|--|--|-------|----|-------|
| max. 440V AC | direct connection, for filament and glow-discharge lamps max. 1,7W (active power consumption) | | | B3FT | 10 | 0,020 |
| max. 250V | direct connection of LED | | | B3FTD | 10 | 0,020 |

1) NC contact has a positive opening according to IEC/EN 60947-5-1.

2) Contact blocks with gold contacts (B3T..G) on request, suitable for 17V= / 1 mA and for difficult ambient conditions.

Lamps

Socket BA9s
Lamp voltage

Type

Pack
pcs.

Weight
kg/pc.

LED lamps^{2) 3)} (6 years middle lifetime, for equivalent lens caps only)



| | | | | |
|------------------------|----------------------|-------------|----|-------|
| 24V 10mA AC/DC +-10% | for red lens caps | B3-L24 RTB | 50 | 0,005 |
| 24V 10mA AC/DC +-10% | for green lens caps | B3-L24 GNB | 50 | 0,005 |
| 24V 10mA AC/DC +-10% | for yellow lens caps | B3-L24 GEB | 50 | 0,005 |
| 24V 10mA AC/DC +-10% | for blue lens caps | B3-L24 BLB | 50 | 0,005 |
| 24V 10mA AC/DC +-10% | for white lens caps | B3-L24 WSB | 50 | 0,005 |
| 110V 3,2mA AC/DC +-10% | for red lens caps | B3-L110 RTB | 50 | 0,005 |
| 110V 3,2mA AC/DC +-10% | for green lens caps | B3-L110 GNB | 50 | 0,005 |
| 110V 3,2mA AC/DC +-10% | for yellow lens caps | B3-L110 GEB | 50 | 0,005 |
| 110V 3,2mA AC/DC +-10% | for blue lens caps | B3-L110 BLB | 50 | 0,005 |
| 110V 3,2mA AC/DC +-10% | for white lens caps | B3-L110 WSB | 50 | 0,005 |
| 220V 1,7mA AC/DC +-10% | for red lens caps | B3-L230 RTB | 50 | 0,005 |
| 220V 1,7mA AC/DC +-10% | for green lens caps | B3-L230 GNB | 50 | 0,005 |
| 220V 1,7mA AC/DC +-10% | for yellow lens caps | B3-L230 GEB | 50 | 0,005 |
| 220V 1,7mA AC/DC +-10% | for blue lens caps | B3-L230 BLB | 50 | 0,005 |
| 220V 1,7mA AC/DC +-10% | for white lens caps | B3-L230 WSB | 50 | 0,005 |

Filament lamps³⁾



| Power consumption | | | | | |
|-------------------|------|-------------------|--------|-----|-------|
| 24V | 1,2W | for all lens caps | B4-G24 | 100 | 0,005 |
| 42V | 1W | for all lens caps | B4-G42 | 100 | 0,005 |
| 48V | 1,2W | for all lens caps | B4-G48 | 100 | 0,005 |
| 60V | 1,2W | for all lens caps | B4-G60 | 100 | 0,005 |

Glow-discharge lamps³⁾



| | | | | | |
|-------------|------|----------------------------------|-----------|-----|-------|
| 220-250V AC | 0,3W | for clear, red, yellow lens caps | B4-GL230K | 100 | 0,005 |
| 220-250V AC | 0,3W | for green, blue lens caps | B4-GL230G | 100 | 0,005 |

Accessories



| | | Type | Pack pcs. | Weight kg/pc. |
|--------------------------------|---|----------------------|--------------|------------------|
| Wrench | for mounting of actuators and lens caps B(S)3.. | J7049 | 1 | 0,018 |
| Marking plate | for marking of contact blocks B3T. and lamp holders B3F | P672-1 | 10 | 0,001 |
| Lamp Installer | used to install or replace lamps BA9s | B4-7408 | 1 | 0,010 |
| Spare Key | for B(S)3SA.. and BS3P44S3, Ronis R455 for B(S)3SB.., Ronis R786 | B4-R455 B4-R786 | 1 1 | 0,007 0,007 |
| Hole Plug | black, for fixing holes grey Ø22,5mm | B3-DU SW B3-DU GR | 10 10 | 0,007 0,007 |
| Sealing Cover | for single and double push buttons, except B3D..R..(maintained) petrol-resistant, ambient temp. 0°... +50°C | P279-1 | 1 | 0,003 |
| | for all single push buttons silicone, ambient temp. -25°... +60 °C | P279-5 | 1 | 0,003 |
| | for double push buttons silicone, ambient temp. -25°... +60 °C | P279-DT | 1 | 0,003 |
| Protection cover | against unintentional manipulation | | | |
| | Thickness 1mm yellow | B3-SK GE | 1 | 0,04 |
| | Thickness 1mm grey | B3-SK GR | 1 | 0,04 |
| Protection ring with thread | against unintentional manipulation has to be mounted instead of the existing ring | black P921-1 | 1 | 0,012 |


1) Voltage marking 130V / 2W max. rated voltage 120V / 1,8W.

2) Suitable for B3FT lamp test holders.

3) Ambient temperatures on request.

Label Holders and Legend Plates for Push Buttons B3, 22mm

Marking 1 or 2 lines



| | Type | Pack pcs. | Weight kg/pc. |
|--|--------|-----------|---------------|
| Label holder for legend plate BK4, black, Thickness 0,8mm | P751 | 100 | 0,001 |
| Label holder for legend plate BK4, yellow, Thickness 0,8mm | P751-3 | 10 | 0,001 |

| marking | Type | marking | Type | Pack pcs. | Weight kg/pc. |
|--|-------------|---------|-------------|-----------|---------------|
| Legend plate alu, for label holder P751 | | | | | |
| blank | BK4-9736 | | | 100 | 0,0002 |
| I | BK4-I | II | BK4-II | 10 | 0,0002 |
| III | BK4-III | IV | BK4-IV | 10 | 0,0002 |
| V | BK4-V | | | 10 | 0,0002 |
| → | BK4---> | ← | BK4-<-- | 10 | 0,0002 |
| 0 I | BK4-0-I | H 0 A | BK4-H 0 A | 10 | 0,0002 |
| 0 I | BK4-0__I | 1 0 2 | BK4-1 0 2 | 10 | 0,0002 |
| START | BK4-START | STOP | BK4-STOP | 10 | 0,0002 |
| EIN | BK4-EIN | AUS | BK4-AUS | 10 | 0,0002 |
| BETRIEB | BK4-BETRIEB | STÖRUNG | BK4-STÖRUNG | 10 | 0,0002 |
| VOR | BK4-VOR | ZURÜCK | BK4-ZURÜCK | 10 | 0,0002 |
| HEBEN | BK4-HEBEN | SENKEN | BK4-SENKEN | 10 | 0,0002 |
| LINKS | BK4-LINKS | RECHTS | BK4-RECHTS | 10 | 0,0002 |
| MEHR | BK4-MEHR | WENIGER | BK4-WENIGER | 10 | 0,0002 |
| SCHNELL | BK4-SCHNELL | LANGSAM | BK4-LANGSAM | 10 | 0,0002 |
| HELLER | BK4-HELLER | DUNKLER | BK4-DUNKLER | 10 | 0,0002 |
| AUF | BK4-AUF | ZU | BK4-ZU | 10 | 0,0002 |
| AB | BK4-AB | HALT | BK4-HALT | 10 | 0,0002 |
| EILGANG | BK4-EILGANG | TIPPEN | BK4-TIPPEN | 10 | 0,0002 |

| Legend plate with non-standard marking (e. g.: BK4-MOTOR-START) | | | | | |
|--|--|-------------|--|---|--------|
| Text 1 line, max. 11 letters, letter height 3mm | | BK4-... | | 1 | 0,0002 |
| Text 2 lines, max. 2 x 11 letters, letter height 3mm | | BK4-...-... | | 1 | 0,0002 |

| Legend plate yellow, for label holder P751-3 | | | | | |
|---|--|-------------|--|----|--------|
| Legend plate yellow without marking | | BK4-10827 | | 10 | 0,0002 |
| Legend plate yellow with marking NOT-AUS | | BK4-10827-1 | | 10 | 0,0002 |
| Legend plate yellow with marking EMERGENCY STOP | | BK4-10827-2 | | 10 | 0,0002 |
| Legend plate yellow with marking ARRET D`URGENCE | | BK4-10827-3 | | 10 | 0,0002 |



Marking 3 or 4 lines



| | | | |
|--|---------|----|--------|
| Label holder for legend plate BK8, black, Thickness 0,8mm | P761 | 10 | 0,0013 |
| Label holder for legend plate BK8, yellow, Thickness 0,8mm | P761-3 | 10 | 0,0013 |
| Label holder for BK8, for double push buttons only | P761-DT | 10 | 0,0013 |

| Legend plate BK8 for label holder P761 (with marking e. g.: BK8-WATER-PUMP-START) | | | | | |
|--|--|-----------------|--|----|--------|
| Legend plate without marking | | BK8-9736 | | 10 | 0,0004 |
| Text 3 lines, max. 3 x 11 letters, letter height 3mm | | BK8-...-...-... | | 10 | 0,0004 |
| Text 4 lines, max. 4 x 11 letters, letter height 3mm | | BK8-...-...-... | | 10 | 0,0004 |

Actuator Caps with Laser Markings

Codes for colours

| Colour | for buttons | | for illuminated buttons | |
|--------|-------------|---------|-------------------------|----------|
| | B3D(R) | B5D(R) | B3DL(R) | B5DL(R) |
| red | DK RT.. | BS5D(R) | DKL RT.. | BS5DL(R) |
| green | DK GN.. | BS5D(R) | DKL GN.. | BS5DL(R) |
| yellow | DK GE.. | BC5D(R) | DKL GE.. | BC5DL(R) |
| blue | DK BL.. | | DKL BL.. | |
| white | DK WS.. | | DKL WS.. | |
| black | DK SW.. | | - | |

Actuator Caps with text, the Suffix must be completed with the colour code



| Marking | Suffix for Marking | Marking | Suffix for Marking | Pack pcs. | Weight kg/pc. |
|---------|--------------------|---------|--------------------|-----------|---------------|
| START | ...-START | NOT AUS | ...-NOT-AUS | 10 | 0,001 |
| EIN | ...-EIN | STOP | ...-STOP | 10 | 0,001 |
| | | AUS | ...-AUS | 10 | 0,001 |
| BETRIEB | ...-BETRIEB | STÖRUNG | ...-STÖRUNG | 10 | 0,001 |
| ANLAUF | ...-ANLAUF | HALT | ...-HALT | 10 | 0,001 |
| VOR | ...-VOR | ZURÜCK | ...-ZURÜCK | 10 | 0,001 |
| HEBEN | ...-HEBEN | SENKEN | ...-SENKEN | 10 | 0,001 |
| LINKS | ...-LINKS | RECHTS | ...-RECHTS | 10 | 0,001 |
| MEHR | ...-MEHR | WENIGER | ...-WENIGER | 10 | 0,001 |
| SCHNELL | ...-SCHNELL | LANGSAM | ...-LANGSAM | 10 | 0,001 |
| HELLER | ...-HELLER | DUNKLER | ...-DUNKLER | 10 | 0,001 |
| AUF | ...-AUF | ZU | ...-ZU | 10 | 0,001 |
| AB | ...-AB | LAUF | ...-LAUF | 10 | 0,001 |
| EILGANG | ...-EILGANG | TIPPEN | ...-TIPPEN | 10 | 0,001 |

Actuator Caps with symbols according to ISO 7000, the Suffix must be completed with the colour code

| Symbol | Suffix for Marking | ISO 7000 reference no. | Symbol | Suffix for Marking | ISO 7000 reference no. | Pack pcs. | Weight kg/pc. |
|--------|--------------------|------------------------|--------|--------------------|------------------------|-----------|---------------|
| | ...-100 | - | | ...-101 | - | 10 | 0,001 |
| | ...-102 | - | | ...-103 | - | 10 | 0,001 |
| | ...-200 | 0011 | | ...-201 | 0244 | 10 | 0,001 |
| | ...-202 | - | | ...-203 | - | 10 | 0,001 |
| | ...-204 | 0355 | | ...-205 | - | 10 | 0,001 |
| | ...-300 | - | | ...-301 | - | 10 | 0,001 |
| | ...-302 | - | | ...-303 | - | 10 | 0,001 |
| | ...-304 | - | | ...-305 | 0259 | 10 | 0,001 |
| | ...-306 | - | | ...-307 | - | 10 | 0,001 |
| | ...-400 | - | | ...-401 | 0018 | 10 | 0,001 |
| | ...-402 | 0019 | | ...-403 | 0020 | 10 | 0,001 |
| | ...-404 | 0021 | | ...-405 | 0022 | 10 | 0,001 |
| | ...-406 | 0023 | | ...-407 | 0910 | 10 | 0,001 |
| | ...-408 | - | | ...-409 | 0096 | 10 | 0,001 |
| | ...-410 | 0017 | | ...-411 | 0033 | 10 | 0,001 |
| | ...-412 | 0032 | | ...-413 | - | 10 | 0,001 |

Actuators and Lens Caps 30mm IP67 (IP65)

Push Buttons




→ page 341



IP65
→ page 342,
343

EMERGENCY STOP Buttons




→ page 341



→ page 341

Illuminated Operators



→ page 342



→ page 345

Lens Caps

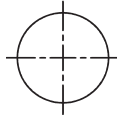


→ page 343



Wrench
J7049

Mounting hole
Ø 30,5mm




Connectors




Tthickness
0,5 - 3 mm
→ page 344

Contacts Lamp Holder



Actuator insert
→ page 344



→ page 344



LED
24-230V



Filament
6-130V



Glow-discharge
230V

→ page 345

Actuators 30mm IP67

| Ring | Colour | Symbol | Alu | Black | Chrome | Pack pcs. | Weight kg/pc. |
|------|--------|--------|-----|-------|--------|-----------|---------------|
|------|--------|--------|-----|-------|--------|-----------|---------------|

Push Buttons, Actuator Caps markable



| | | | | | | | |
|-------|----|--|-----------|------------|-------------|----|-------|
| red | | | B5D RT | BS5D RT | BC5D RT | 10 | 0,029 |
| red | 0 | | B5D RT-0 | BS5D RT-0 | BC5D RT-0 | 10 | 0,029 |
| green | | | B5D GN | BS5D GN | BC5D GN | 10 | 0,029 |
| green | I | | B5D GN-I | BS5D GN-I | BC5D GN-I | 10 | 0,029 |
| green | II | | B5D GN-II | BS5D GN-II | BC 5D GN-II | 10 | 0,029 |
| green | → | | B5D GN-PF | BS5D GN-PF | BC5D GN-PF | 10 | 0,029 |



| | | | | | | | |
|--------|---|--|-----------|------------|------------|----|-------|
| yellow | | | B5D GE | BS5D GE | BC5D GE | 10 | 0,029 |
| blue | | | B5D BL | BS5D BL | BC5D BL | 10 | 0,029 |
| white | | | B5D WS | BS5D WS | BC 5D WS | 10 | 0,029 |
| black | | | B5D SW | BS5D SW | BC5D SW | 10 | 0,029 |
| black | → | | B5D SW-PF | BS5D SW-PF | BC5D SW-PF | 10 | 0,029 |

Push Buttons, Maintained, Actuator Caps markable



| | | | | | | | |
|--------|--|--|---------|----------|----------|----|-------|
| red | | | B5DR RT | BS5DR RT | BC5DR RT | 10 | 0,029 |
| green | | | B5DR GN | BS5DR GN | BC5DR GN | 10 | 0,029 |
| yellow | | | B5DR GE | BS5DR GE | BC5DR GE | 10 | 0,029 |
| blue | | | B5DR BL | BS5DR BL | BC5DR BL | 10 | 0,029 |
| white | | | B5DR WS | BS5DR WS | BC5DR WS | 10 | 0,029 |
| black | | | B5DR SW | BS5DR SW | BC5DR SW | 10 | 0,029 |

Mushroom Heads, Ø28mm



| | | | | | | | |
|--------|---|--|-----------|------------|------------|----|-------|
| red | | | B5P1 RT | BS5P1 RT | BC5P1 RT | 10 | 0,032 |
| red | 0 | | B5P1 RT-0 | BS5P1 RT-0 | BC5P1 RT-0 | 10 | 0,032 |
| green | | | B5P1 GN | BS5P1 GN | BC5P1 GN | 10 | 0,032 |
| yellow | | | B5P1 GE | BS5P1 GE | BC5P1 GE | 10 | 0,032 |
| blue | | | B5P1 BL | BS5P1 BL | BC5P1 BL | 10 | 0,032 |
| black | | | B5P1 SW | BS5P1 SW | BC5P1 SW | 10 | 0,032 |

Mushroom Heads, Ø40mm



| | | | | | | | |
|-----|---|--|------------|-------------|-------------|----|-------|
| red | 0 | | B5P14 RT-0 | BS5P14 RT-0 | BC5P14 RT-0 | 10 | 0,035 |
|-----|---|--|------------|-------------|-------------|----|-------|

EMERGENCY STOP Push Buttons, Ø 28mm, release by turning, with yellow ring



| | | | | | | | |
|-----|---|--|---------------|--|--|----|-------|
| red | | | B5P3 RT-RGE | | | 10 | 0,032 |
| red | 0 | | B5P3 RT-0-RGE | | | 10 | 0,032 |

EMERGENCY STOP Push Buttons, Ø 40mm, release by turning



| | | | | | | | |
|-----|---|--|------------|-------------|-------------|----|-------|
| red | 0 | | B5P34 RT-0 | BS5P34 RT-0 | BC5P34 RT-0 | 10 | 0,035 |
|-----|---|--|------------|-------------|-------------|----|-------|

Yellow Disk for EMERGENCY-STOP Push Buttons, Ø70mm, Thickness 1mm



| | | | | | | | |
|------------------------------|--|--|--|-----------|--|---|-------|
| neutral | | | | B5-7603 | | 1 | 0,004 |
| with marking NOT-HALT-symbol | | | | B5-7603-S | | 1 | 0,004 |



| | | | | | | | |
|-----------------------------|--|--|--|-----------|--|---|-------|
| with marking NOT-AUS | | | | B5-7603-1 | | 1 | 0,004 |
| with marking EMERGENCY STOP | | | | B5-7603-2 | | 1 | 0,004 |

Actuators 30mm

Ring

Knob

Alu

Black

Chrome

Pack
pcs.

Weight
kg/pc.



Rotary Knobs and Swing Knobs, black IP65



Rotary

maintained 60°



Rotary
Swing

B5KN2
B5KRN2

BS5KN2
BS5KRN2

BC5KN2
BC5KRN2

10
10

0,035
0,035

spring return 60°



Rotary
Swing

B5KN8
B5KRN8

BS5KN8
BS5KRN8

BC5KN8
BC5KRN8

10
10

0,035
0,035

spring return 60°



Rotary
Swing

B5KN1
B5KRN1

BS5KN1
BS5KRN1

BC5KN1
BC5KRN1

10
10

0,035
0,035

spring return 60°



Rotary
Swing

B5KN3
B5KRN3

BS5KN3
BS5KRN3

BC5KN3
BC5KRN3

10
10

0,035
0,035

maintained/spring return 60°



Rotary

B5KN6

BS5KN6

BC5KN6

10

0,035

spring return/maintained 60°



Rotary

B5KN7

BS5KN7

BC5KN7

10

0,035

maintained 120°



Rotary

B5KN9

BS5KN9

BC5KN9

10

0,035

maintained 90°
according to EN81



Rotary

B5KN10

BS5KN10

BC5KN10

10

0,035

Illuminated Rotary Knobs and Swing Knobs IP67, clear, lamp max. 1,2W, lamps see page 347



Rotary

maintained 90°



Rotary

B5KL2

BS5KL2

BC5KL2

10

0,031

spring return 60°



Rotary
Swing

B5KL1
B5KRL1

BS5KL1
BS5KRL1

BC5KL1
BC5KRL1

10
10

0,031
0,031

maintained 60°



Rotary
Swing

B5KL3
B5KRL3

BS5KL3
BS5KRL3

BC5KL3
BC5KRL3

10
10

0,031
0,031

maintained/spring return 60°



Rotary

B5KL6

BS5KL6

BC5KL6


10

0,031



Swing

Toggle IP65



O - I

B5E

BS5E

BC5E

10

0,032

Actuators and Lens Caps 30mm IP65

Ring

key
removeable in



Alu



Black



Chrome

Pack
pcs.

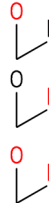
Weight
kg/pc.

Key Operated Rotary Switch with lock Ronis 455



B3SAR 0

maintained 60°



B5SAR 0

BS5SAR 0

BC5SAR 0

1

0,059

B5SAR 1

BS5SAR 1

BC5SAR 1

1

0,059

B5SAR 01

BS5SAR 01

BC5SAR 01

1

0,059



B3SARR 0

spring return 60°



B5SAT 0

BS5SAT 0

BC5SAT 0

1

0,059

maintained 60°



B5SARR 0

BS5SARR 0

BC5SARR 0

1

0,059

B5SARR 102

BS5SARR 102

BC5SARR 102

1

0,059

spring return/maintained 60°



B5SATR 02

BS5SATR 02

BC5SATR 02

1

0,059

spring return 60°



B5SATT 0

BS5SATT 0

BC5SATT 0

1

0,059

Spare Keylock Ronis R455

B4-R455

1

0,007

Colour

Pack
pcs.

Weight
kg/pc.

Illuminated Push Buttons IP67, lamp max. 1,9W, lamps see page 347



red
green
yellow

B5DL RT
B5DL GN
B5DL GE

BS5DL RT
BS5DL GN
BS5DL GE

BC5DL RT
BC5DL GN
BC5DL GE

10
10
10

0,029
0,029
0,029

blue
white

B5DL BL
B5DL WS

BS5DL BL
BS5DL WS

BC5DL BL
BC5DL WS

10
10

0,029
0,029

Illuminated Push Buttons IP67, Maintained, lamp max. 1,9W, lamps see page 347



red
green
yellow

B5DLR RT
B5DLR GN
B5DLR GE

BS5DLR RT
BS5DLR GN
BS5DLR GE

BC5DLR RT
BC5DLR GN
BC5DLR GE

10
10
10

0,029
0,029
0,029

blue
white

B5DLR BL
B5DLR WS

BS5DLR BL
BS5DLR WS

BC5DLR BL
BC5DLR WS

10
10

0,029
0,029

Lens Caps with fresnel lens IP67, lamp max. 1,9W, lamps see page 347



red
green
yellow

B5R RT
B5R GN
B5R GE

BS5R RT
BS5R GN
BS5R GE

BC5R RT
BC5R GN
BC5R GE

10
10
10

0,029
0,029
0,029

blue
clear
white

B5R BL
B5R KL
B5R WS

BS5R BL
BS5R KL
BS5R WS

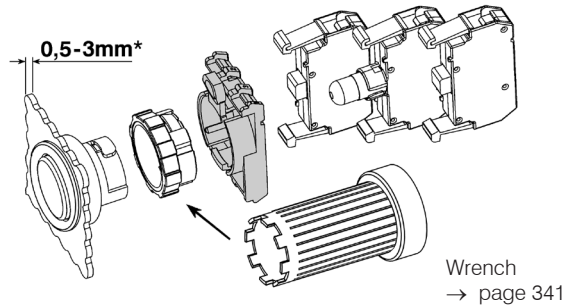
BC5R BL
BC5R KL
BC5R WS

10
10
10

0,029
0,029
0,029

Connectors

| Specification | Description | Type | Pack pcs. | Weight kg/pc. |
|---------------|-------------|------|-----------|---------------|
| Connector B3S | | B3S | 10 | 0,013 |

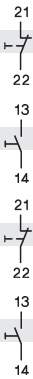


*) inclusive Thickness from Label Holder and Yellow Disk

Contact Blocks and Lamp Holders for Panel Mounting

| for voltage | Description | Type | Pack pcs. | Weight kg/pc. |
|-----------------|-------------------------------------|----------------------|-----------|---------------|
| max. 690V AC | 1 NC | B3T01 ²⁾ | 10 | 0,010 |
| max. 690V AC | 1 NO | B3T10 ²⁾ | 10 | 0,010 |
| max. 690V~ | 1 NC ¹⁾ | B3RT01 ²⁾ | 10 | 0,010 |
| max. 690V~ | 1 NO | B3RT10 ²⁾ | 10 | 0,010 |
| Actuator insert | to actuate the center contact block | P642 | 10 | 0,001 |

Contact blocks



Lamp holders, socket BA9s



| | | | | | | |
|-----------------|---|--|--|-----|----|-------|
| max. 440V AC/DC | direct connection, for lamps max. 1,9W (active power consumption) | | | B3F | 10 | 0,012 |
|-----------------|---|--|--|-----|----|-------|

Lamp holders for lamp test circuits, socket BA9s



| | | | | | | |
|--------------|---|--|--|-------|----|-------|
| max. 440V AC | direct connection, for filament and glow-discharge lamps max. 1,7W (active power consumption) | | | B3FT | 10 | 0,020 |
| max. 250V | direct connection of LED | | | B3FTD | 10 | 0,020 |

1) NC contact has a positive opening according to IEC/EN 60947-5-1

2) Contact blocks with gold contacts (B3T..G) on request, suitable for 17V= /1mA and for difficult ambient conditions.

Lamps

| Socket BA9s Lamp voltage | Power consumption | Type | Pack pcs. | Weight kg/pc. |
|-----------------------------|----------------------|------|--------------|------------------|
|-----------------------------|----------------------|------|--------------|------------------|

LED lamps ^{2) 3)} (6 years middle lifetime, for equivalent lens caps only)



| | | | | | |
|----------------|-------------|----------------------|-------------|----|-------|
| 20-30V AC/DC | 17mA / 0,4W | for red lens caps | B3-L24 RTB | 50 | 0,005 |
| 20-30V AC/DC | 17mA / 0,4W | for green lens caps | B3-L24 GNB | 50 | 0,005 |
| 20-30V AC/DC | 17mA / 0,4W | for yellow lens caps | B3-L24 GEB | 50 | 0,005 |
| 20-30V AC/DC | 17mA / 0,4W | for blue lens caps | B3-L24 BLB | 50 | 0,005 |
| 20-30V AC/DC | 17mA / 0,4W | for white lens caps | B3-L24 WSB | 50 | 0,005 |
| 90-120V AC/DC | 7mA / 0,8W | for red lens caps | B3-L110 RTB | 50 | 0,005 |
| 90-120V AC/DC | 7mA / 0,8W | for green lens caps | B3-L110 GNB | 50 | 0,005 |
| 90-120V AC/DC | 7mA / 0,8W | for yellow lens caps | B3-L110 GEB | 50 | 0,005 |
| 90-120V AC/DC | 7mA / 0,8W | for blue lens caps | B3-L110 BLB | 50 | 0,005 |
| 90-120V AC/DC | 7mA / 0,8W | for white lens caps | B3-L110 WSB | 50 | 0,005 |
| 200-250V AC/DC | 4mA / 0,9W | for red lens caps | B3-L230 RTB | 50 | 0,005 |
| 200-250V AC/DC | 4mA / 0,9W | for green lens caps | B3-L230 GNB | 50 | 0,005 |
| 200-250V AC/DC | 4mA / 0,9W | for yellow lens caps | B3-L230 GEB | 50 | 0,005 |
| 200-250V AC/DC | 4mA / 0,9W | for blue lens caps | B3-L230 BLB | 50 | 0,005 |
| 200-250V AC/DC | 4mA / 0,9W | for white lens caps | B3-L230 WSB | 50 | 0,005 |

Filament lamps ³⁾



| | | | | | |
|-----|------|-------------------|--------|-----|-------|
| 24V | 1,2W | for all lens caps | B4-G24 | 100 | 0,005 |
| 42V | 1W | for all lens caps | B4-G42 | 100 | 0,005 |
| 48V | 1,2W | for all lens caps | B4-G48 | 100 | 0,005 |
| 60V | 1,2W | for all lens caps | B4-G60 | 100 | 0,005 |

Glow-discharge lamps ³⁾



| | | | | | |
|-------------|------|----------------------------------|-----------|-----|-------|
| 220-250V AC | 0,3W | for clear, red, yellow lens caps | B4-GL230K | 100 | 0,005 |
| 220-250V AC | 0,3W | for green, blue lens caps | B4-GL230G | 100 | 0,005 |

1) Voltage marking 130V / 2W max. rated voltage 120V / 1,8W.

2) Suitable for B3FT lamp test holders.

3) Ambient temperatures on request.

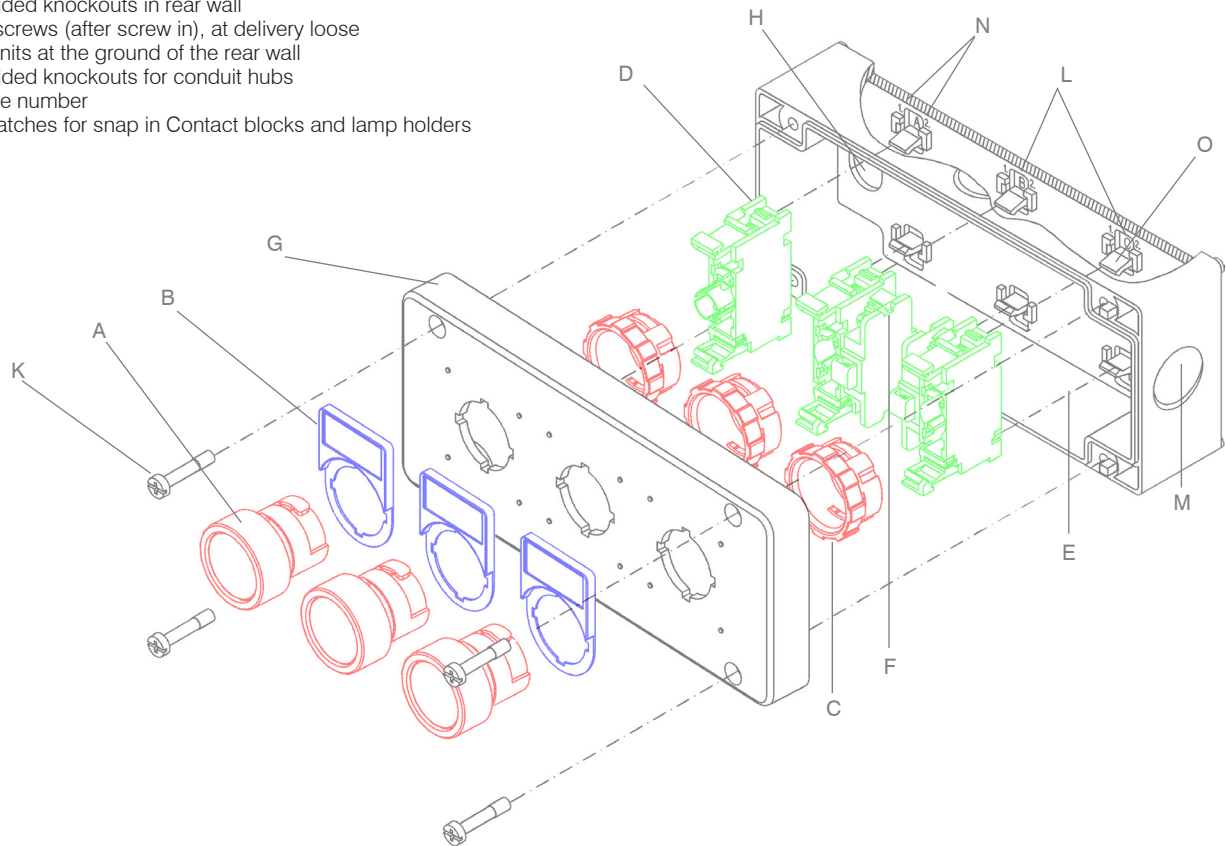
Accessories



| | Type | Pack pcs. | Weight kg/pc. |
|--|--|--------------------|--------------------|
| Wrench | for mounting of actuators and lens caps B(S)3.. | J7049 | 1 0,018 |
| Marking plate | for marking of contact blocks B3T. and lamp holders B3F | P672-1 | 10 0,001 |
| Lamp Installer | used to install or replace lamps BA9s | B4-7408 | 1 0,010 |
| Spare Key | for B(S)3SA.. and BS3P44S3, Ronis R455 for B(S)3SB.., Ronis R786 | B4-R455 B4-R786 | 1 0,007 1 0,007 |
| Protectiv cover sealable | against unintentional manipulation of buttons B5, (not for mushroom heads, rotary and swing knobs) | B5-SAP | 1 0,008 |
| Label holder for legend plate BK5, black, 1 or 2 lines | | P942-1 | 10 0,0013 |
| Legend plate BK5 with for label holder P942-1 (with marking e. g.: BK5-MOTOR-START) | | BK5-11374 | 10 0,0003 |
| Legend plate alu without marking for label holder P42-1 | Text 1 or 2 lines, max. 2 x 13 letters, letter height 3mm | | |
| Label holder for legend plate BK10, black, 3 or 4 lines | | P1043 | 10 0,0015 |
| Legend plate BK10 with for label holder P1043 (with marking e. g.: BK10-WATER-PUMP-START) | | BK10-11724 | 10 0,0005 |
| Legend plate alu without marking for label holder P1043 | Text 3 or 4 lines, max. 4 x 13 letters, letter height 3mm | | |
| Adapter to convert Actuators 22mm to 30mm | | | |
| | alu | B5 | 10 0,017 |
| | black | BS5 | 10 0,017 |
| | chrome | BC5 | 10 0,017 |

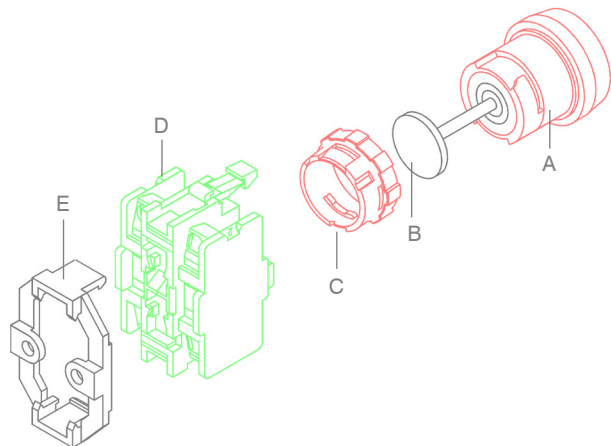
Assembled Stations BG.. IP67 Type 12

- A Actuators or Lens caps, see page 325 – 328
- B Legend plates with label holder
- C Ring and nut (included with actuator or lens cap)
- D Contact blocks and lamp holders, see page 344
- E Rear shroud
- F Function number
- G Cover
- H Pre-moulded knockouts in rear wall
- K Captive screws (after screw in), at delivery loose
- L Sign of units at the ground of the rear wall
- M Pre-moulded knockouts for conduit hubs
- N Sequence number
- O Spring-catches for snap in Contact blocks and lamp holders





Buttons for base mounting

- A Actuator Ø 22mm see page 325 – 328, Ø 30mm see page 337 – 339
- B Extension B4V...
- C Ring and nut (included with actuator or lens cap)
- D Contact block B4.. see page 344
- E Base B4U for base and DIN-rail mounting of contact blocks

































Mounting Plate for base and DIN-rail mounting of contact blocks



| | | Type | Pack pcs. | Weight kg/pc. | |
|---|----------------|---|-----------|---------------|-------|
|  | Mounting Plate | for base and DIN-rail mounting of contact blocks and lamp holders | B4U | 10 | 0,010 |
| | | | B4.U... | | |
|  | Ring and Nut | for mounting former actuators and lens caps B4... | B3UP | 10 | 0,004 |

Assembled Stations IP67 (IP65) Type 12

For conduit entries are in top and both small sides only one knockouts for conduit hubs Ø20,5mm, for M20 or PG13,5 provided.



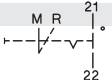


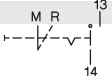


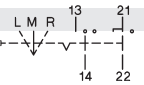


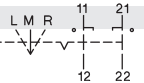


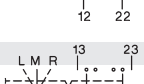
| Type | Diagram | Diagram | Pack pcs. | Weight kg/pc. |
|---|---|--|--------------|---------------|
| Plastic enclosed buttons and Pilot Lights | | | | |
|  | ON push button green |  14 — 13 | BG10 GN | 1 0,135 |
|  | OFF push button red |  22 — 21 | BG10 RT | 1 0,135 |
|  | Pilot light green | x2 — ⊗ — x1 | BG01 GN | 1 0,135 |
|  | Pilot light red | | BG01 RT | 1 0,135 |
|  | Key operated 0 - I ¹⁾ lock Ronis R455 60° maintained |  14 — 13 | BG10SAR 0 | 1 0,165 |
|  | Key operated I - 0 - II ¹⁾ lock Ronis R455 60° maintained |  14 — 13 24 — 23 | BG10SARR 0 | 1 0,172 |
|  | 2 push buttons 0 - I |  22 — 21 14 — 13 | BG20 | 1 0,200 |
|  | 2 push buttons ← → |  14 — 13 14 — 13 22 — 21 22 — 21 | BG20PF | 1 0,200 |
|  | 3 push buttons ← 0 → |  14 — 13 22 — 21 14 — 13 22 — 21 22 — 21 | BG30PF | 1 0,283 |
|  | 3 push buttons I - 0 - II |  14 — 13 22 — 21 14 — 13 22 — 21 22 — 21 | BG30 | 1 0,283 |
|  | 2 push buttons 0 - I with pilot light green |  x2 — ⊗ — x1 22 — 21 14 — 13 | BG21 GN | 1 0,270 |
|  | Foot and palm button mushroom Ø70mm |  14 — 13 22 — 21 | BG10P14P GR | 1 0,187 |
| Plastic enclosed EMERGENCY STOP buttons | | | | |
|  | EMERGENCY STOP button head Ø40mm unlock by turning |  14 — 13 22 — 21 | BG10P34-11 | 1 0,145 |
|  | EMERGENCY STOP mushroom button Ø40mm according to EN ISO 13850 unlock by pull |  14 — 13 22 — 21 | BG10P44-11 | 1 0,145 |
|  | EMERGENCY STOP key operated button Ø40mm according to EN ISO 13850 unlock by key |  14 — 13 22 — 21 | BG10P44S3-11 | 1 0,178 |
|  | EMERGENCY STOP mushroom button Ø70mm unlock by turning |  14 — 13 22 — 21 | BG10P34P-11 | 1 0,187 |

1) IP65



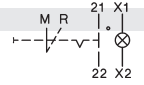


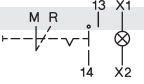





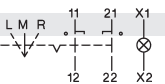



Enclosures BG.. IP67, Type 12

| Number of units | | Description | Type | Pack pcs. | Weight kg/pc. |
|---|----------|-------------------------------------|--------|-----------|---------------|
|  | 1 | 3 knockouts Ø20,5mm (M20 or PG13,5) | BG1 | 1 | 0,108 |
|  | 1 yellow | 3 knockouts Ø20,5mm (M20 or PG13,5) | BG1 GE | 1 | 0,108 |
|  | 2 | 3 knockouts Ø20,5mm (M20 or PG13,5) | BG2 | 1 | 0,145 |
|  | 3 | 3 knockouts Ø20,5mm (M20 or PG13,5) | BG3 | 1 | 0,188 |


Buttons and Lens Caps B3.. see page 331 -334

| Contacts | Lamp voltage | Wiring diagram | actuators with 2 or 3 switch positions | Type | Pack pcs. | Weight kg/pc. |
|--|--------------|---|--|--------|-----------|---------------|
|  1NC ¹⁾ | |  |  | B4TU01 | 10 | 0,015 |
|  1NO | |  |  | B4TU10 | 10 | 0,015 |
|  1NO+1NC ¹⁾ | |  |  | B4TU11 | 10 | 0,022 |
|  2NC ¹⁾ | |  |  | B4TU02 | 10 | 0,022 |
|  2NO | |  |  | B4TU20 | 10 | 0,022 |

Contact blocks with lamp holder, socket BA9s for LED or lamps, for enclosures BG.., lamps see page 347

| | | | | | | |
|--|-----------------|---|--|---------|----|-------|
|  1NC ¹⁾ | max. 440V AC/DC |  |  | B4TU01F | 10 | 0,020 |
|  1NO | max. 440V AC/DC |  |  | B4TU10F | 10 | 0,020 |
|  1NO+1NC ¹⁾ | max. 440V AC/DC |  |  | B4TU11F | 10 | 0,027 |
|  2NC ¹⁾ | max. 440V AC/DC |  |  | B4TU02F | 10 | 0,027 |
|  2NO | max. 440V AC/DC |  |  | B4TU20F | 10 | 0,027 |

Lamp holder, socket BA9s for LED or lamps, lamps see page 345

| | | | | | |
|-----------------|---|--|------|----|-------|
| max. 440V AC/DC | direct connection, for lamps max. 1,9W (take care for active power consumption) |  | B4FU | 10 | 0,013 |
|-----------------|---|--|------|----|-------|

1)  NC contact has a positive opening according to IEC/EN 60947-5-1

Accessories for Plastic enclosed buttons



| | | Type | Pack pcs. | Weight kg/pc. |
|--------------------|--|----------------|-----------|---------------|
| Wrench | for mounting of actuators and lens caps B(S)3.. | J7049 | 1 | 0,018 |
| Couple Part | to couple enclosures BKLG or assembled stations BG.. | B4-8852 | 1 | 0,018 |

Push Buttons for Enclosures 22mm IP65



Push buttons grey RAL7035

| Specification | Colour | Symbol | Length mm | Type | Pack pcs. | Weight kg/pc. |
|---|--------|--------|-----------|-----------------|-----------|---------------|
| Reset push button | blue | R | 8-22 | B2GRB-22 | 10 | 0,005 |
| | blue | R | 22-60 | B2GRB-60 | 10 | 0,016 |
| Reset push button with stop function | red | 0/R | 8-22 | B2GR-22 | 10 | 0,005 |
| | red | 0/R | 22-60 | B2GR-60 | 10 | 0,016 |
| Start push button | green | I | 8-22 | B2GI-22 | 10 | 0,005 |
| | green | I | 22-60 | B2GI-60 | 10 | 0,016 |
| Stop push button | red | 0 | 8-22 | B2G0-22 | 10 | 0,005 |
| | red | 0 | 22-60 | B2G0-60 | 10 | 0,016 |
| Mushroom head lockable Ø28mm | red | 0 | 8-22 | B2GP-22 | 10 | 0,005 |
| | red | 0 | 22-60 | B2GP-60 | 10 | 0,016 |

Push buttons with metal ring and self adjusting extension pin



| | | | | | | |
|---|-------|-----|-----------|-------------------|----|-------|
| Reset push button | blue | R | 19,5-38,5 | B3GRB-31,5 | 10 | 0,023 |
| | blue | R | 38,5-60 | B3GRB-60 | 10 | 0,026 |
| Reset push button with stop function | red | 0/R | 19,5-38,5 | B3GR-31,5 | 10 | 0,023 |
| | red | 0/R | 38,5-60 | B3GR-60 | 10 | 0,026 |
| Start push button | green | I | 19,5-38,5 | B3GI-31,5 | 10 | 0,023 |
| | green | I | 38,5-60 | B3GI-60 | 10 | 0,026 |
| Stop push button | red | 0 | 19,5-38,5 | B3G0-31,5 | 10 | 0,023 |
| | red | 0 | 38,5-60 | B3G0-60 | 10 | 0,026 |

| Specification | Diameter Ø mm | Length mm | Type | Pack pcs. | Weight kg/pc. |
|---------------|---------------|-----------|------|-----------|---------------|
|---------------|---------------|-----------|------|-----------|---------------|


Extensions for push buttons



| | | | | | |
|---|------|-------------|----------------|----|-------|
| self adjusting pin, for B(S, C)3D.. and B(S, C)3P.. | 15 | 19,5 - 38,5 | B4V31,5 | 10 | 0,001 |
| | 18,5 | 38,5 - 60 | B4V60 | 10 | 0,004 |


Technical Data

Terminal markings for control units according to DIN EN 50013

| Distinc. number | Contact elements | Distinc. number | Contact elements | Distinc. number | Contact elements | Distinc. number | Contact elements | Distinc. number | Contact elements | Colour code |
|-----------------|----------------------------|-----------------|----------------------------|-----------------|----------------------------|-----------------|----------------------------|-----------------|----------------------------|---|
| 10 | 13 14 | | | | | | | 01 | 21 22 |  NO Green NC Red |
| 20 | 13 23 14 24 | 11 | 13 21 14 22 | | | | | 02 | 11 21 12 22 | |
| 30 | 13 23 33 14 24 34 | 21 | 13 21 33 14 22 34 | 12 | 13 21 31 14 22 32 | | | 03 | 12 22 32 12 22 32 | |
| 40 | 13 23 33 43 14 24 34 44 | 31 | 13 21 33 43 14 22 34 44 | 22 | 13 21 31 43 14 22 32 44 | 13 | 13 21 31 41 14 22 32 42 | 04 | 11 21 31 41 12 22 32 42 | |

Data according to IEC 947-5-1, VDE 0660, EN 60947-5-1



| Type | B3T | B4T | |
|---|----------------------------|-------------------|-------------------|
| Rated insulation voltage U_i | V AC | 690 ¹⁾ | 500 |
| Utilization category AC12 Control of resistive loads and solid stateloads with isolation by opto couplers | | | |
| Rated current I_e | 220-240V A | 10 | 10 |
| | 380-415V A | 10 | 10 |
| | 500V A | 10 | 10 |
| | 690V A | 10 | - |
| Utilization category AC15 Control of electromagnetic load (>72VA) | | | |
| Rated current I_e | 220-240V A | 6 | 6 |
| | 380-415V A | 5 | 5 |
| | 500V A | 3 | 3 |
| | 690V A | 2 | - |
| Utilization category DC12 L/R = 1ms Control of resistive loads and solid stateloads with isolation by opto couplers | | | |
| Rated current I_e | 24V A | 10 | 10 |
| | 60V A | 6 | 6 |
| | 110V A | 2,5 | 2,5 |
| | 220V A | 0,8 | 0,8 |
| Utilization category DC14 L/R = 15ms Control of electromagnetic loads having economy resistors in circuit | | | |
| Rated current I_e | 24V A | 8 | 8 |
| | 60V A | 1 | 1 |
| | 110V A | 2 | 2 |
| | 220V A | 0,5 | 0,5 |
| Utilization category DC13 L/R = 300ms Control of electromagnets | | | |
| Rated current I_e | 24V A | 2 | 2 |
| | 60V A | 5 | 5 |
| | 110V A | 0,5 | 0,5 |
| | 220V A | 0,2 | 0,2 |
| Making capacity | A | 60 | 60 |
| Breaking capacity $\cos\phi = 0,7-1$ | 40-60Hz A | 50 | 50 |
| Mechanical life | 10 ⁵ operations | 3 | 3 |
| Contact life (AC15) | | | |
| 100VA | 10 ⁵ operations | 2,5 | 2,5 |
| 300VA | 10 ⁵ operations | 2 | 2 |
| 800VA | 10 ⁵ operations | 1,5 | 1,5 |
| 1200VA | 10 ⁵ operations | 1 | 1 |
| Maximum frequency of operations | ops. per hour | 60 | 60 |
| Short circuit protection | slow, gL (gG) A | 25 | 25 |
| Type | | B3F | B4F |
| Rated insulation voltage U_i | V AC | 440 ²⁾ | 440 ²⁾ |
| Lamp base | | BA9s | |

| Type | B3., B4., B5. |
|---|--|
| Protection degree (according to IEC 947-1) in assembled state, from the front from rear | IP67/IP65 IP20/IP00 |
| Ambient temperature Operation | open °C -40 to +60 ³⁾ enclosed °C -40 to +40 |
| Storage | °C -50 to +90 |
| Cable cross-section |  solid, mm ² 0,5 - 2,5 flexible, mm ² 0,5 - 2,5 flexible with multicore cable end, mm ² 0,5 - 1,5 |
| Cables per clamp | number 2 |
| Mounting hole (according to IEC 947-1) | Ø mm 22,5 Ø mm 30,5 |
| Mounting position | optional |
| Terminal screws | Pozidriv No. 2 screws M3,5 |

Data according to cULus

| Type | B3. | B4. |
|---------------------------------------|------------------------|------------------------|
| Contact Block for NO and NC | 600 V AC max. | 600 V AC max. |
| General use | 10A | 10A |
| Heavy pilot duty | A600 | A600 |
| Lamp Holder with socket BA9s | 240V 2,6W max. | 240V 2,6W max. |
| Wire (Contact and lamp holder) Torque | 14 - 18AWG 9 lb/in. | 14 - 18AWG 9 lb/in. |

Approvals

| Country | USA, Canada UL | Europe | Register of Shipping | CENELEC CB-Certificates |
|---------|---|---|----------------------|-------------------------|
| Type |  |  | Great Britain LRS | |
| B3T.. | o | o | - | o |
| B3F.. | o | o | - | o |
| B4TU.. | o | o | o | o |
| B4T..UF | o | o | o | o |
| B4FU.. | o | o | o | o |
| B3-MB.. | - | o | - | - |

o In standard version approved

- Not provided for test till now

1) Suitable for: earthed-neutral systems, overvoltage category I to IV, pollution degree 3 (standard-industry): $U_{mp} = 6kV$.

Data for other conditions on request.

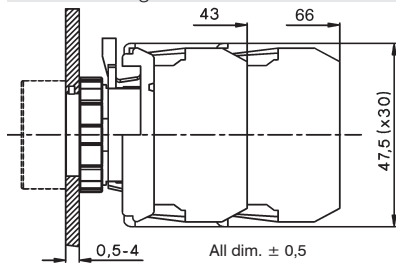
2) Suitable for: earthed-neutral systems, overvoltage category I to III, pollution degree 3 (standard-industry): $U_{mp} = 4kV$

3) Ambient temperatures for lamps find on pages 337, 341, 349.

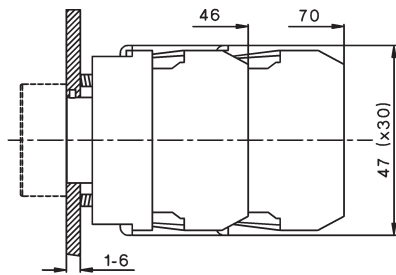
Dimensions

Actuators and Lens Caps 22mm

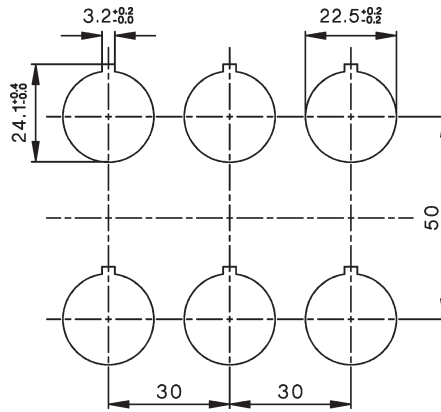
Panel mounting B3S



Panel mounting B3M

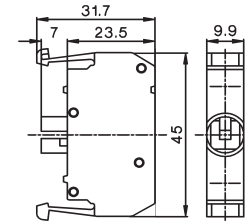


Mounting holes



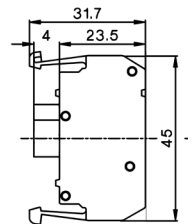
Dimensions of minimum space requirements according to IEC. Take to consideration the field of traverse of swing knobs (27mm) and the diameter of mushroom heads.

Contact blocks and Lamp Holder B3...



All dim. ± 0,2

Contact block B3T...

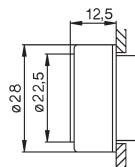


All dim. ± 0,2

Actuators and Lens caps

Flush Head
Illuminated Flush Head

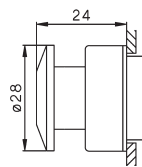
B3D(R), B3DL(R)
BS3D(R), BS3DL(R)
BC3D(R), BC3DL(R)



All dim. ± 0,5

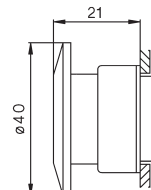
Mushroom Head Ø28mm
Emergency Stop Ø28mm

B3P1 bis B3P3
BS3P1 bis BS3P3
BC3P1 bis BC3P3



Mushroom Head Ø40mm
Emergency Stop Ø40mm

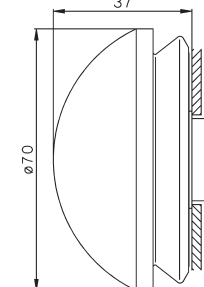
B3P14, B3P34
BS3P14, BS3P34
BC3P14, BC3P34



All dim. ± 0,5

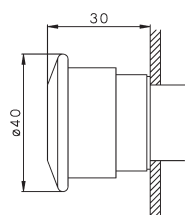
Mushroom Head Ø70mm
Emergency Stop Ø70mm

BS3P14P
BS3P34P



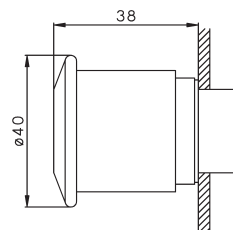
Push-and pull button Ø40mm

BS3P44

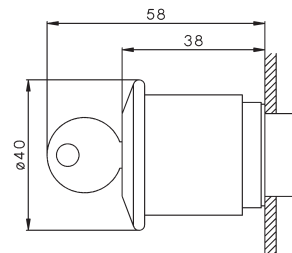


Push-and pull button Ø40mm

BS3P45

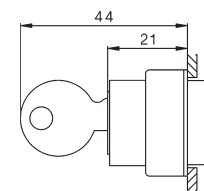


Push-and pull button Ø40mm
with key
BS3P44S3



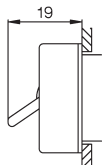
Lockable Push button

B3SAR., B3SAT.
BS3SAR., BS3SAT.
BC3SAR., BC3SAT.



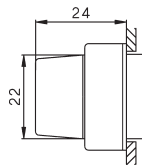
Toggle

B3E
BS3E
BC3E



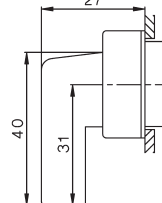
Rotary Knob

B3KN, B3KL
BS3KN, BS3KL
BC3KN, BC3KL



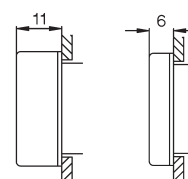
Swing Knob

B3KRL, B3KRN
BS3KRL, BS3KRN
BC3KRL, BC3KRN



Lens Cap

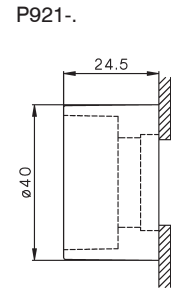
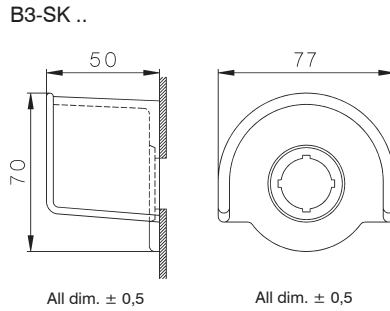
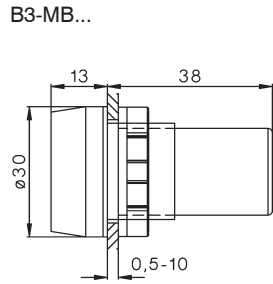
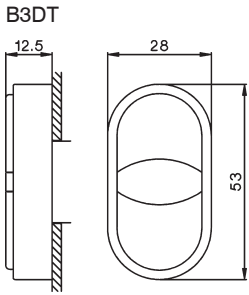
B3R(F) B3RN



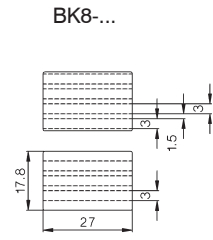
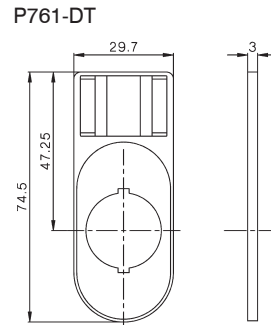
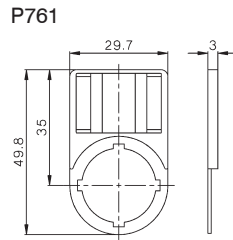
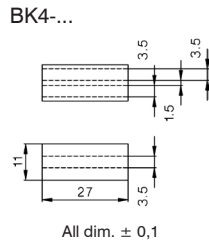
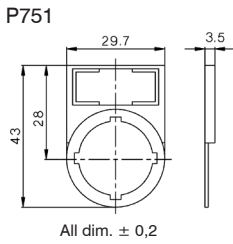
Dimensions

Actuators and Lens Caps 22mm

Double push button Monoblock Multi-LED Protection cover Protection ring w. thread



Label holder Legend plate Label holder Label holder Legend plate

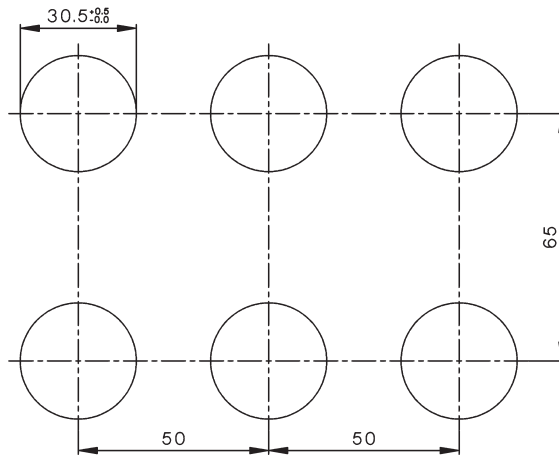
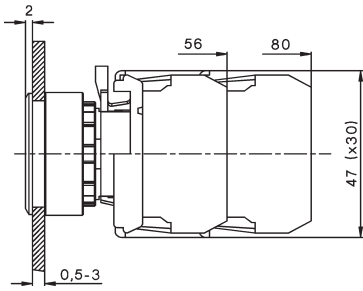


Dimensions

Actuators and Lens Caps 30mm

Panel mounting B3S

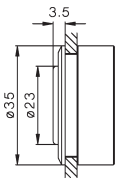
Mounting holes



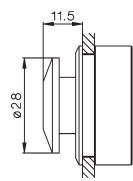
Actuators and Lens caps

| Flush Head Illuminated Flush Head | Mushroom Head Ø28mm Emergency Stop Ø28mm | Mushroom Head Ø40mm Emergency Stop Ø40mm | Lens Cap |
|--------------------------------------|---|---|----------|
|--------------------------------------|---|---|----------|

B5D(R), B5DL(R)
BS5D(R), BS5DL(R)

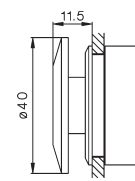


B5P1 to B5P3
BS5P1 to BS5P3



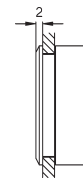
Mushroom Head Ø40mm
Emergency Stop Ø40mm

B5P14, B5P34
BS5P14, BS5P34



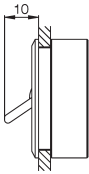
Lens Cap

B5RF



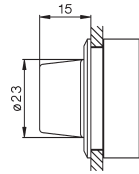
Toggle

B5E
BS5E



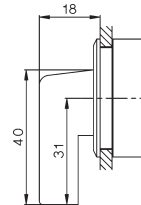
Rotary Knob

B5KN, B5KL
BS5KN, BS5KL



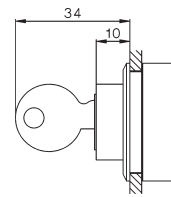
Swing Knob

B5KRL, B5KRN
BS5KRL, BS5KRN



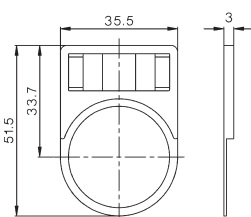
Lockable Push button

B5SAR., B5SAT.
BS5SAR., BS5SAT.



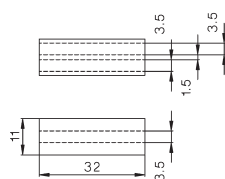
Label holder

P942-1



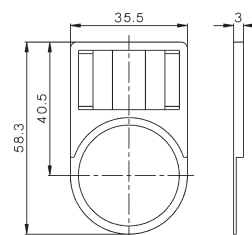
Legend plate

BK5-...



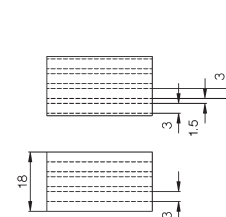
Label holder

P1043



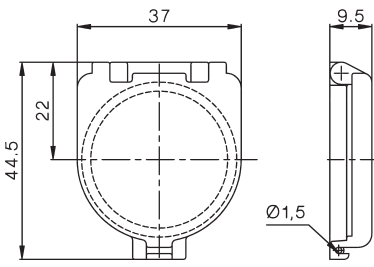
Legend plate

BK10-..

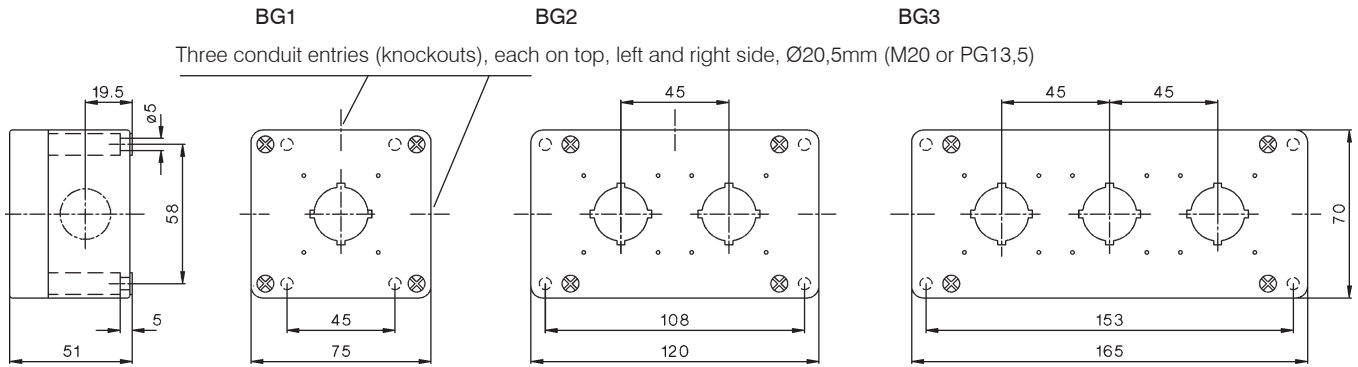


Dimensions

Protective Cover
B5-SAP




Enclosures for Custom Built Stations



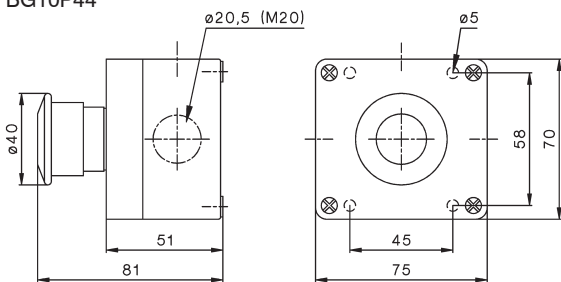
Conduit entries in the bottom
(knockouts)

Coupled Enclosures
B4-8852



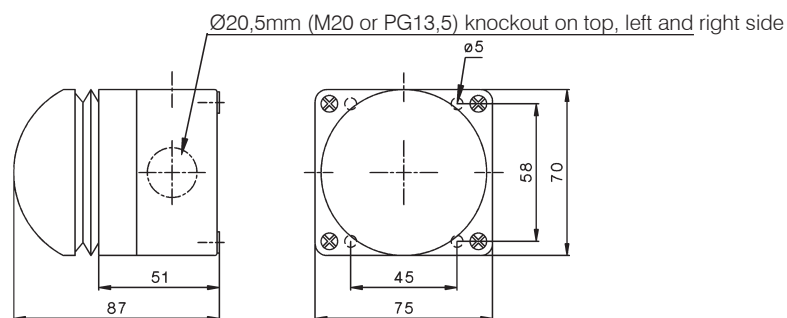
EMERGENCY STOP Push Button Ø40 mm

BG10P44



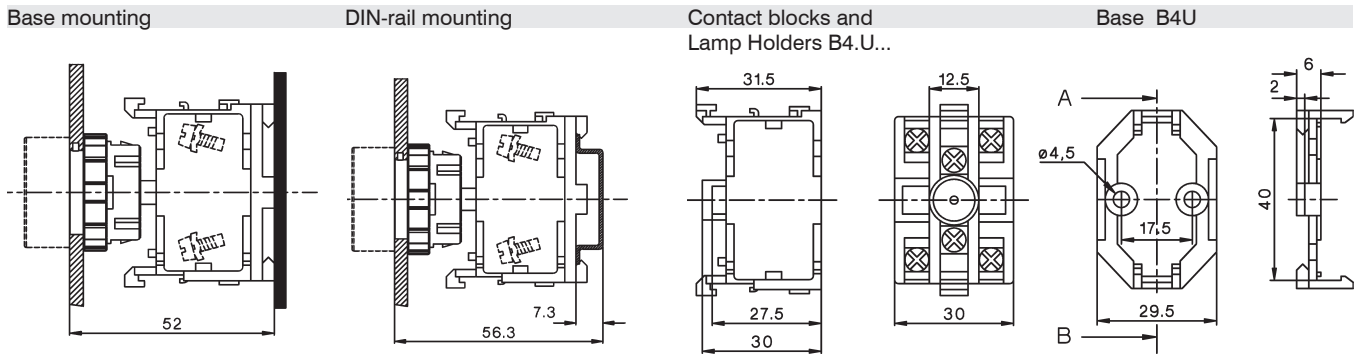
EMERGENCY STOP Push Button Ø70 mm, Foot switch

BG10P34P, BG10P14P



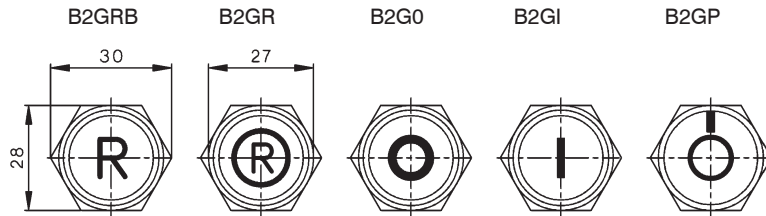
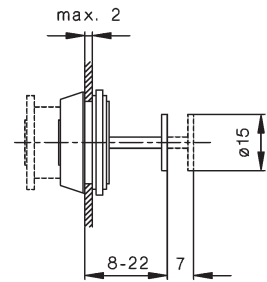
Dimensions

Actuators 22mm

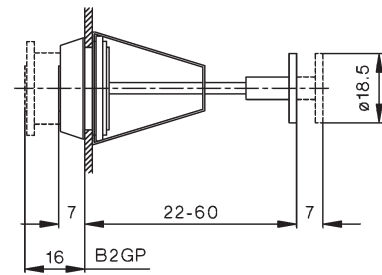


Push buttons for enclosures

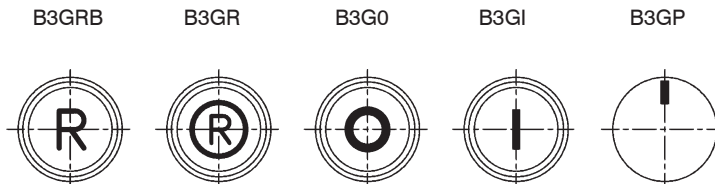
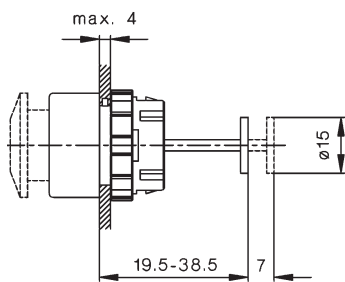
B2G..-22



B2G..-60



B3G..-31,5



B3G..-60

